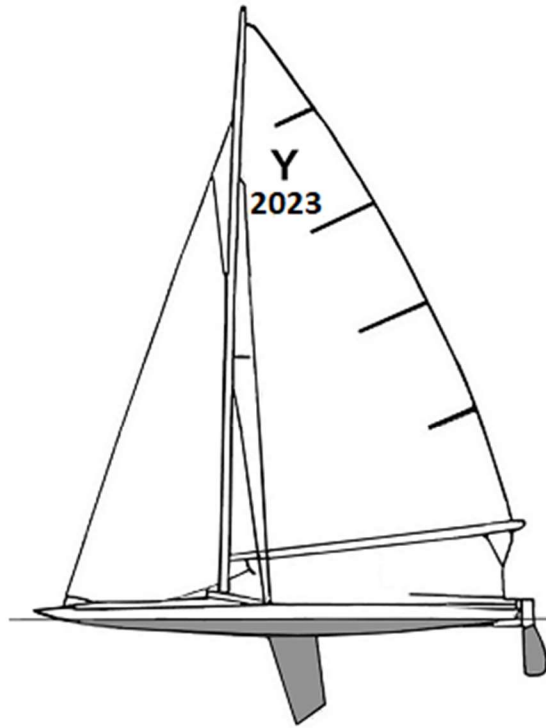


**April 2023**



# The Flyer

[Yflyer.org](http://Yflyer.org)

The Newsletter of the American Y-Flyer Sailing Association

**In This Issue:**

**2023 Augusta Nationals Preview**

**Midwinter Results**

**2023 Riviera Regatta at Lake Mattoon**

**The 1978 Augusta Nationals Recap  
From Our President  
Found: Alvin Youngquist's 1941 Original Article in Rudder Magazine  
The 2023 Complete Y-Regatta Schedule**

## **Y-Flyer Nationals 2023 June 12-16 Augusta Sailing Club**

**Donna Norman  
Augusta Sailing Club  
973-6705-971  
dvnorman4@gmail.com**

Back for the first time since 1978, Augusta Sailing Club is thrilled to be your host for the 2023 Y Flyer Nationals! By all accounts it was a good time then and it will definitely be a good time now. We are located on the shore of beautiful Lake Thurmond/Clarks Hill Lake in Appling, GA. Spread over 15 picturesque acres, there is plenty of camping availability, easy access launching, and most importantly a great sailing venue.

As per our class expectations, racing will include the Jr. Nationals sailed on Monday and Tuesday, and the Sr. Nationals/Challenger Fleet racing on Wednesday-Friday. Registration includes all meals, The Friday Night Banquet, and FREE tent camping which is highly encouraged. There are also a limited number of RV and cabin/house rental options. Contact information can be found on the NOR.

Register now for a week filled with great racing and camaraderie, including nightly firepit jam sessions and stories from the past. Bring your voices, a favorite instrument, and your best stories! The early registration deadline is May 31 and the t-shirt deadline is May 22.

# The 2023 Midwinter Results

## 2023 Y-FLYER MID WINTER REGATTA GOLD RESULTS

RANK	BOAT	SKIPPER & CREW	HOME CLUB	G/B	R 1	R 2	R 3	TOTAL	RANK	BOAT
1	2769	Josh Putnam & Stanton Bost	ASC	G	1	2	1	4	1	2769
2	2759	Henry & Stephanie McCray +	SIYC	G	2	4	3	9	2	2759
3	2798	Drew Daugherty & Blake Byrd +	GMSC	G	4	1	5	10	3	2798
4	2748	Will Hanckel & Ryan Martin	CYC	G	3	7	2	12	4	2748
5	2514	Paul Todd & Andy Merrill +	CCSC	G	5	6	6	17	5	2514
6	2754	Clint & Rae Hodges	AYC	G	11	5	4	20	6	2754
7	2800	Sammy Hodges & Nee-Cee Coryell	AYC	G	6	3	DNF	23	7	2800
8	2746	Jennifer Garrett & David Sinclair +	AYC	G	7	10	10	27	8	2746
9	2794	Richard King & Jacob Hone +	CANADA	G	8	11	8	27	9	2794
10	2634	Leif Carlson & Tucker Mansfield	AYC	G	10	13	7	30	10	2634
11	2789	Ivan & Kyle Baker	CYC	G	12	8	11	31	11	2789
12	2698	Colin King & Maria Betts	CANADA	G	9	12	12	33	12	2698
13	2682	Eddie Kuznicki & Mary Clair Stockmeyer +	AYC	G	14	9	DNF	37	13	2682
14	1801	Ray Marley & Ania Gorska	HIYC	G	15	14	13	42	14	1801
15	2753	John Milligan & Brian Zimmerman	CYC	G	DNF	DNC	9	57	15	2753
16	2797	Tom Henderson & Savannah Hatcher	AYC	G	13	DNC	DNC	77	16	2797
17	2624	Mark Buchanan & Daniel Hannaman	AYC	G	DNF	DNC	DNC	80	17	2624
17	2716	Carlin & Amanda Hodges +	AYC	G	DNF	DNC	DNC	80	17	2716
17	2763	Shelby Hatcher-Gosnell & Jonathan Gosnell	AYC	G	DNF	DNC	DNC	80	17	2763



20	2377	Ed Durant & Hank Bashford +	ASC	G	DNC	DNC	DNC	96	20	2377
20	2593	Winkey Williams & Kristin Williams +	AYC	G	DNC	DNC	DNC	96	20	2593
20	2639	Bob & Brighton Turner +	BYSC	G	DNC	DNC	DNC	96	20	2639
20	2646	Heather & Curtis Morse, Meredith Hall +	AYC	G	DNC	DNC	DNC	96	20	2646
20	2672	Mark & Beth Saunders +	JIYC	G	DNC	DNC	DNC	96	20	2672
20	2679	Terry & Joanne Fraser +	SLSC	G	DNC	DNC	DNC	96	20	2679
20	2684	Paul & Marie Abdullah	FYC	G	DNC	DNC	DNC	96	20	2684
20	2692	Chris & Donna Norman	ASC	G	DNC	DNC	DNC	96	20	2692
20	2711	Scott & Becki Berner +	MYC	G	DNC	DNC	DNC	96	20	2711
20	2757	Anthony Passafiume & Julie Bollinger	HIYC	G	DNC	DNC	DNC	96	20	2757
20	2762	Ron & Will Buchanan +	UHYC	G	DNC	DNC	DNC	96	20	2762
20	2772	Doug & Lauren Kinzer +	BYC	G	DNC	DNC	DNC	96	20	2772
20	2799	Frances Hanson & Sarah Plants	AYC	G	DNC	DNC	DNC	96	20	2799

DNC	Did Not Compete			32	32	32
DNF	Did Not Finish			16	*	14
	Skipper 50 + Age			R 1	R 2	R 3

## 2023 Y-FLYER MID WINTER REGATTA BLUE RESULTS

RANK	BOAT	SKIPPER & CREW	HOME CLUB	G/B	R 1	R 2	R 3	TOTAL	RANK	BOAT
1	2628	Mason Baird & Ella Smith	JIYC	B	1	1	1	3	1	2628
2	2645	Greg Andrews & Sully Madewell	AYC	B	2	2	2	6	2	2645
3	2696	Nalu Tripician & Nathan Bell	AYC	B	DNF	DNC	DNC	15	3	2696
4	2707	John Smith & James Landry +	SLSC	B	DNC	DNC	DNC	18	4	2707
4	2715	Brian O'Donnell & Kim Murphy +	AYC	B	DNC	DNC	DNC	18	4	2715
4	2742	Henry Taylor & Scott Raines +	AYC	B	DNC	DNC	DNC	18	4	2742

DNC	Did Not Compete			6	6	6
DNF	Did Not Finish			3	*	*
	Skipper 50 + Age			R 1	R 2	R 3



**Make Sailing Memories  
at Lake Mattoon,  
Fri-Sun, June 2,3,4**

*Different Dates Than Usual-  
Adjusted for Nationals 2023*

**2023 Riviera Regatta**

**Friday** Welcome Aboard 5 PM  
Bonfire to Follow!



**Saturday** 8-11 am Registration  
11:30 Beans ala Irons, Extra Lunch \$4  
12:30 Senior Skippers Meeting  
1:15 First Race

Races to Follow at the Discretion of the Race Committee  
Supper Around 7 PM, Extra Dinner \$10



**Sunday** 9:30 First Race  
Races to Follow at the Discretion of the Race Committee  
Lunch Following Races, Extra Lunch \$6  
Trophies Awarded after Lunch

**Registration includes all the above plus breakfast for \$85**

RSVP Jan Irons [jan.irons@mac.com](mailto:jan.irons@mac.com)



## Support Our Sponsors, They Support Us!



# *The Sailors' Tailor, Inc.*®

Established in 1972 Manufacturing Boat Covers Rowland Sails Duffle Bags School Bags Sewn Accessories  
Website [www.sailorstailor.com](http://www.sailorstailor.com) Tel: (937) 862-7781 FAX: (937) 862-7701  
LOFT: 1480 W. Spring Valley-Paintersville Rd. Spring Valley, Ohio 45370

Since 1972, we have developed 170 One Design Class patterns for sailboat covers, so you can count on a custom-fit for your boat. See Bob or Sandy Rowland in Y-2735.

### *7 Things You Should Insist Upon When Buying A Boat Cover*

1. Don't settle for a 5 year cover if you can have our 8-10 year cover.
2. We use Acid Rain and UV proof Teflon thread at **NO UPCHARGE**.  
(Regular dacron thread which always was the norm in the industry is now failing in 2 years.)
3. We provide you with all attaching hardware.
4. Our covers are reinforced at all stress points.
5. Embroider your class symbol & sail # on your covers.
6. Call us **FREE** at 800-800-6050.
7. When you call, you will be talking to LIVE people who can answer every question you might have about our products.



For your Y, we make Skirted Mooring, Bottom, Cockpit, Skirted Trailing-Mooring, Padded Rudder Bag, Padded Anchor Bag, & Tie-in Cockpit Bag.

# 2023 Nationals

Register Now/More Information: [Y Flyer Nationals - Events - Augusta Sailing Club](#)



*National Championship*  
2023

**2023 Y-Flyer National Championship**  
Augusta Sailing Club  
5462 Sailing Rd  
Appling, GA 30802

Junior Championship June 12-13, 2023  
Senior Championship June 14-16, 2023

The central graphic features two crossed flags: a blue flag with a yellow 'Y' and a red, white, and blue flag with a white 'A'. The text 'National Championship' is arched above the flags, and '2023' is centered below them. Below the graphic, the event title and location are listed in bold, followed by the dates for Junior and Senior championships.



**2023 AYFSA Dues are Due**

**Join The American Y-Flyer Sailing Association and Keep Us Strong**

**Support Our Sponsors! They Support Us!**



# eVOLUTION SAILS



## **CHAMPIONSHIP CALIBER SAILS**

For over 30 years, Greg Fisher designed sails have proven to be the fastest in the world, winning regional, national and world championships in numerous classes, including the Y-Flyer.

Refined for 2022 and beyond, Evolution's Y-Flyer sails still follow the same basics that sailors have relied on for years.

## **TRY THE SAILS THAT WON THE 2022 MIDWINTERS**

Team up with Sailing Inc and Evolution Sails and get the support you need to sail smarter, sail faster, point higher and accomplish all of your sailing goals

Contact your class expert today for details and visit [www.thesailinginc.com](http://www.thesailinginc.com) to learn more!

**Contact us today for  
information and pricing on  
new Y-Flyer sails!**

- GREG FISHER
  - (410) 212-4916
  - [greg.fisher@thesailinginc.com](mailto:greg.fisher@thesailinginc.com)
- STEPHEN ANTORTH
  - (864)-982-5472
  - [stephen.antworth@thesailinginc.com](mailto:stephen.antworth@thesailinginc.com)
- JORDAN WIGGINS
  - (803) 476-6132
  - [jordan.wiggins@thesailinginc.com](mailto:jordan.wiggins@thesailinginc.com)

**SAILING INC.**  
powered by eVOLUTION  
SAILS

## **From Out President**

**Amanda Hodges**

The Season has officially started. MidWinters is in the record books.

The class started off the year with a big blowout. Literally. The weekend was cold, windy and white capping. Sailors all over the clubhouse were looking up the formula for sailing limits in cold weather. My son-in-law came up with a personal rule of thumb for sailing in cold weather. He said, "Never sail in weather where the air temperature is lower than your age." My reply? "Well, that means your daughter can sail in a blizzard!" I give Joe credit. Frances, age 16, WOULD sail in anything and, as time goes by, Carlin and I are pickier and pickier about when we go out. Good rule of thumb.

The breeze Saturday was too strong and puffy from multiple directions. So many of us decided to respect Mother Nature and not tempt her. Almost half of our registrants stayed on shore and spent the afternoon catching up with sailing friends and watching the brave souls out on the race course. Carlin and I were demasted on the last leg of the first race. I was so bummed at having to retire from the race

course, but found out there were 4 capsizes. We were in good company on shore.

Unfortunately, Sunday morning was 10 degrees colder and just as windy. The race management was prudent in calling the racing for Sunday morning. So at the end of the weekend, when you ask anyone how the weekend went did they say, "I sat on shore all weekend."? No. Everyone said, "Great! I had such a great time." That's Y Flyer sailing. On or off the water, we have a good time.

We all are looking out for the coming sailing season and a chance to travel, sail, play, and create memories for a lifetime.

The Sailing Siren,

**Amanda Hodges**



## The 1978 Augusta National Championship Report (From the 1978 Y-Flyer Newsletter)

*Ed: The last time the Y-Flyer National Championships were held at Augusta was 45 years ago. Here is the report from the 1978 Newsletter.*

Bill and Beth Tumlin, Jud Barber, Skip Jones, Dan Feldman, Don Howard, and others put on a first class regatta. Craig Wagner and Rusty Hanley of AYC helped out as did Willard Davis from Columbia. Everyone had a good time despite the light winds. The Augusta Sailing Club should be proud of the job done by its members in hosting a great regatta.

Things you missed if you were not there: oar ball, clear water, great swimming, Randy Smith caricatures, TV coverage, the sail measuring hassle, cement blocks in Tom Gore's boat showing him over weight by 38 pounds, Ole Yaller, the Annual Meeting with its many motions and mail vote requests, terrific hors d'oeuvres at 1st party, winds gusting to 5½ mph, the awards dinner, whistles, long tows, biting fish, beautiful girls and the country club. Ya shoulda been thar!

Six of the top 10 have had their boats for 4 years or more - there were only 2 new boats in the top ten. The average weight of the first ten was 508, with 3 boats having lead in them and Ann's boat being the heaviest. There were 4 Helms boats (1 new) and 3 wood boats in the top 10. There were 3 3-stay mast in the top 10 with H-2 masts on the first 4 boats. There were 6 old style centerboards - 7 aluminum CB's in the top 10. There were 8 different sailmakers in the top ten. No one seemed to have a corner on any item. All of this seems to show the Y-Flyer as an extremely competitive class where one is unable to "buy" a championship.

**Key to the statistics used on the chart that follows:**

**Boatbuilders: Hlms** (Helms), Jack Helms, Columbia, South Carolina, (became the Planar Molds)

**Plnr** (Planar), Boykin Wright Planar Plastics, Inc, Augusta, Georgia, (Formerly the Helms Molds, later became the Annis Molds)

**Anns** (Annis), David Annis, Augusta, Georgia (Formerly the Helms-Planar Molds)

**Trnr** (Turner), Chet and Charlie Turner, Neoga, Illinois, (Formerly the George Mold of Kansas City), currently in storage in Georgia

**Lndquist** (Lundquist, Lenny Lundquist, Irmo, South Carolina (formerly the Fillips Molds)

**McKnyy** (McKinney), Harry McKinney, National City, California

**Other Y-Molds not Listed in the results:**

Foresail Marine, Portland, Oregon

Fillips, John P. Fillips Mfg Co, San Angelo, Texas, (made less than 10 boats before becoming the Lundquist Molds in 1976.)

J. R. Lines Molds, (Ohio)

**Sails: M&N** (Murphy&Nye), Jim Murphy and Harry Nye Jr, Chicago, Illinois, rep by: Bruce Goldsmith, et al

**Cork** (Corky Parshall), Columbia, South Carolina

**Rwland** (Rowland), Bob Rowland, Xenia and Bellbrook, Ohio

**North** (North),

**Glrrh** (Gilreath), Harold Gilreath Smyrna, Georgia

**Plnr** (Planar), PLANAR SAILS, 536 Hillwood Circle, Augusta, Georgia 30904 Ph. 404-736-7921

**Bwrs** (Bowers), Gordy Bowers.

**Knyn** (Kenyon), Elmer Kenyon, Wales, Massachusetts

**Sdlmn** (Seidelman),

**Hmtn** (Bill Hampton), North Carolina

- Clubs and Fleets:**
- CSC** Columbia Sailing Club, Lake Murray, South Carolina
  - HSA** Heuston Woods Sailing Association, Acton Lake, Ohio
  - ASC** Augusta Sailing Club, Georgia
  - DYC** Dixie Yacht Club, Lake Martin, Alabama
  - AYC** Atlanta Yacht Club, Lake Allatoona, Georgia
  - WCSC** Western Carolina Sailing Club, Lake Hartwell, South Carolina
  - BSYC** Beaufort Yacht and Sailing Club, South Carolina
  - WYC** Windjammer Yacht Club, Ohio River, Louisville, Kentucky
  - OSYC** Oconee Sailing and Yacht Club, Lake Sinclair, Georgia
  - LMSC** Lake Mattoon Sailing Club, Neoga, Illinois
  - LMSC** Lake Murray Sailing Club, South Carolina
  - ISC** Indianapolis Sailing Club, Geist Reservoir, Indiana
  - VSA** Valley Sailing Association, St Louis, Missouri
  - VLSC** Vancouver Lake Sailing Club, Washington, near Portland, Oregon
  - LLSC** Lake Lanier, Georgia
  - CSA** Carlyle Sailing Association, Illinois

# statistics

Pl	Sail	Skipper/Crew	Club	Races	Pts	Builder	Wt/Ld+	Mast	Boom	CB/Shape	Main	Jib
1	2104	Ann Boyd Sarah Wilkins	CSC	1-10- 4- 1- 4	19½	Hlms	529	H-2	H-2	Stl/old	M&N	M&N
2	2311	Elaine Parshall Corky Parshall	CSC	15- 2- 1- 2- 1	20½	Plnr	506	H-2	H-2	Al/old	Cork	Cork
3	2204	Bob Rowland George Bell	HSA	7- 1- 9- 5-13	34¾	Hlms	510	H-2	H-2	Al/old	Rwind	Rwind
4	2622	Bruce Loring Lyn Loring	CSC	5-13- 3- 6-12	39	Hlms	505/23	H-2	H-2	Al/old	Helms	Helms
5	1971	Nelson Johnson Eve Chapin	LNYS	8- 3- 5-13-11	40	wood	503	ESP	ESP	Stl/new	North	North
6	417	Merrill Callen John Lee	LNYS	2- 6- 6- 4-24	42	wood	513	Zphr	ESP	Al/new	North	North
7	2516	Hal Gilreath (2355) Steve Guebert	AYC	6- 4- 2-12-23	47	Trnr	501	C-1	C-1	Al/new	Bostn	S&Lmn
8	1627	Van Liles Scott Poole	WCSC	3-12-11-11-22	59	Helms	510	H-2	C-1	Al/old	Plnr	Plnr
9	1657	Bill Hampton Nancy Hampton	LNYS	10-25-12- 7- 5	59	Wood	502/5	ESP	ESP	St/new	Hmptn	Hmptn
10	2512	Jud Barber Donna Billiter	ASC	4- 5-33- 9-16	67	Trnr	501/11	H-2	C-1	Al/old	Hmptn	Hmptn
11	2269	Dave Shearlock Joyce Shearlock	CSA	12-20-22- 8- 9	71	Plnr	514/15	H-2	H-2	Al/new	Plnr	Plnr
12	2377	Charlie Laffitte Chas. Laffitte	BSYC	17- 9-19-29- 2	76	Hlms	502/40	H-2	H-2	Al/old	North	Plnr
13	2519	Lenny Lundquist Emy Lundquist	LMSC	25-15-24- 3-10	77	Lndqst	500	H-2	H-2	Stl/new	Plnr	Plnr
14	2500	Don Howard Dee Dee Walton	ASC	11-14-13-24-18	80	Plnr	503	H-2	H-2	Al/old	Plnr	Plnr
15	2399	Tony Passafiume Pat Passafiume	WYC	14-34- 8-22- 6	84	Trnr	504/27	C-1	B	Stl/new	Plnr	Plnr
16	2386	Ned Jaycocks Lucia Jaycocks	CYC	18-33-15-14-14	94	Trnr	504	ESP	ESP	Al/new	Plnr	Plnr
17	2310	John Huebner Gay Hanley	WCSC	21-29- 7-25-19	101	Plnr	528	H-2	H-2	Al/old	Plnr	Plnr
18	2191	Bill Tumlin Beth Tumlin	ASC	29- 7-16-10-df	119	Hlms	504/25	H-2	H-2	Al/old	Plnr	Plnr
19	2202	Fred Botero Phil Botero	LLSC	54-18-21-16-15	124	Hlms	502/15	H-2	H-2	Al/old	Plnr	Plnr
20	1628	Jimmy Hunter Harold Hunter	OSYC	33-47-27-15- 3	125	Hlms	510	H-2	Esp	Stl/old	Plnr	Plnr
21	2149	Greg Kleffner Peggy Kleffner	CSA	44- 8-14-32-27	125	Hlms	502	C-1	H-1	Al/old	Plnr	Plnr
22	2308	Dan Hanley Shirley Hanley	WSC	20-28-42-28- 8	126	Plnr	502	H-2	H-2	Al/old	Plnr	Plnr
23	2205	Kevin Smith Amanda Smith	AYC	16-26-17-dq-20	138	McKny	505	H-2	H-2	Al/old	Plnr	Plnr



24	1389	Phil Robertson Connie Robertson	HSA	32-17-36-19-38	142	wood	532	DP-1	B	Al/new	Plnr	Plnr
25	2187	Dave Mednik	CSA	9-32-39-38-25	143	Hlms	536	H-2	H-2	Al/old	Plnr	Plnr
26	2394	Bruce Strauss Barbara Strauss	CSA	13-23-38-23-47	144	Trnr	523	C-1	C-1	Al/new	Plnr	Plnr
27	2309	Craig Wagner Beth Wagner	AYC	41-27-20-21-37	146	Plnr	502	DP-1	H-2	Al/old	Plnr	Plnr
28	2626	Ken Buckland Chris Sinnett	LMSC	37-11-40-34-26	148	Hlms	514	H-2	H-2	Al/old	Hlms	Hlms
29	518	Frank Brady Bob Boggan	DSC	27-19-50-17-41	154	Wood						
30	2527	Charles Turner Hope Turner	LMSA	39-37-26-18-34	154	Trnr	500/15	DP-1	ESP	Stl/new	Bwrs	Bwrs
31	1813	Doug Wagner Craig Wagner	ISC	36-40-53-20-7	156	Wood	526	C-1	B	Stl/new	Plnr	Plnr
32	1606	Dan Hanley, Jr. Liz Canniff	WSC	31-22-28-35-46	162	Hlms	512	H-2	H-2	Al/new	Plnr	Plnr
33	1923	Lenny Krawcheck Townie Krawcheck	CYC	22-16-10-df-ds	165	Wood	500/10	ESP	ESP	Stl/new	M&N	M&N
34	2372	Doug Kinzer Donna Martin	BYC	35-30-25-36-44	170	Trnr	500/25	DP-1	B	Stl/new	Bwrs	Bwrs
35	2320	Randy Smith Kai Kuntola	AYC	38-21-31-40-40	170	Anns	515	H-2	H-2	Al/old	Plnr	Plnr
36	2381	Rusty Hanley Winky Williams	AYC	34-25-47-33-36	175	Trnr	507	H-2	H-2	Al/old	Plnr	Plnr
37	2576	Paul White Kay White	ISC	24-39-23-41-49	176	Trnr	525	DP-1	ESP	Al/new	Bwrs	Bwrs
38	2525	Jerry Callahan JoAnn Callahan	HSA	40-31-18-31-df	177	Anns	511	DP-1	B	Stl/new	Rwldnd	Rwldnd
39	2556	Judy Barnett Nancy George	CSA	46-38-29-44-21	178	Annis	505	C-1	H-1	Al/old	Plnr	Plnr
40	2573	Terry Kimpling Kaye Kimpling	LMSA	50-41-30-42-17	180	Trnr					Plnr	Plnr
41	2242	Paul May Mary Anne May	WCSC	23-43-41-49-30	186	Plnr	524	H-2	H-2	Al/old	Plnr	Plnr
42	2295	Mike Downs Greg Downs	VLSC	19-49-32-37-50	187	Plnr/W	501/19	C-1	ESP	Al/new	Plnr	Plnr
43	2518	Joe Wenzel Bill Womelsdorf	LMSC	47-df-46-8-29	187	Lndqst	503/10	H-2	H-2	St/new	Plnr	Plnr
44	2356	Dana Rasmussen Karen Rasmussen	AYC	28-48-48-26-53	203	Annis	503	H-2	H-2	Al/old	Plnr	Plnr
45	2517	Tom Gore Shirley Gore	AYC	45-46-37-51-28	207	Trnr	502/10	DP-1	C-1	Al/new	Plnr	Plnr
46	407	Joe Thompson Steve Shinall	BIYC	51-44-52-30-31	208	Wood	548	H-1	wd	Al/new	Plnr	Plnr
47	2505	Doug Roeschlein Doug Seedorf	ISC	30-50-45-53-33	211	Trnr	510	C-1	B	Al/new	Bwrs	Bwrs
48	2268	Scott Berner Don Berner	HSA	42-42-35-54-43	216	plnr	551	H-2	H-2	Al/new	Plnr	Plnr


49	2274	Karl Aldrin Janean Shoup	LNYS	26-51-43-dq-39	218	Plnr	507	H-2	H-2	Al/new	Plnr	Plnr
50	2342	Lee Douglas Sue Douglas	VSA	48-35-49-45-42	219	Trnr	525	C-1	B	Stl/old	Bwrs Nrth	Bwrs Nrth
51	2529	Tom Shield Margaret Shield	LMSA	55-36-44-43-54	232	Trnr	514/30	C-1	C-1	Al/new	Plnr	Plnr
52	817	Dale Johnson Sandy Johnson		ds-ds-34-39-45	234	Wood	530	H-2	H-2	Al/old	Glrth	Glrth
53	1895	David Wilson Mary Jo Wantland	AYC	53-45-dq-50-32	239	Hlms	541	H-1	C-1	Al/old	Plnr	Plnr
54	1366	Henry North Wayne Collett	DSC	57-52-56-46-35	246	Hlms	574	H-1	S103	Al/old	Knyn	Knyn
55	2383	Dick Shield Lois Shield	LMSA	56-56-51-47-48	258	Trnr	518/29	DP-1			Plnr	Plnr
56	569	David Silverman Jontine Parshall	WCSC	43-54-55-52-55	259	Wood	548	Wood	Wood	Al/new	Plnr	Plnr
57	2200	JoAnne Gallagher Bob Miles	WCSC	49-55-54-52-52	262	Hlms					Plnr Knyn	Plnr
58	2379	Bob Harcourt John Harcourt	ISC	52-53-57-55-51	268	Trnr	548	C-1	B	Al/new	Bwrs Plnr	Bwrs Plnr

## juniors

1	2311	Elaine Parshall/ David Parshall	CSC					1-	3-	2		5 3/4
2	1657	Marshall Hampton/Sue Williams	LNYS					4-	2-	1		6 3/4
3	2355	Hal Gilreath/Steve Guebert	AYC					5-	6-	4		15
4	2308	Dan Hanley/Liz Canniff	WSC					2-	12-	3		17
5	2356	Dana Rasmussen/Karen Rasmussen	AYC					7-	1-	11		18 3/4
6	2529	Tom Shield/Margaret Shield	LMSA					6-	11-	5		22
7	2622	Lyn Loring/Laure Sampson	CSC					10-	5-	7		22
8	2268	Scott Berner/Erin Callahan	HSA					8-	9-	6		23
9	1606	Gay Hanley/Beth Wagner	WSC					11-	4-	8		23
10	1627	David Silverman/Jontine Parshall	WCSC					3-	10-	10		23
11	2205	Kevin Smith/M. Rasmussen	AYC					9-	7-	9		25
12	2394	Brian Strauss/Steve White	CSA					12-	8-	12		32
13	2576	Susan White/Meg Jones	ISC					13-	13-	13		39

# Found! The Original Article: Rudder Magazine 1941 "How To Build Y-Flyer"

APRIL—1941



Showing the use of the building frame, with construction of the crew well under way

## How To Build Y-Flyer 18 Foot, Plywood Class Y Racing Scow Part I

By ALVIN M. YOUNGQUIST

THE speed, lively action and keen racing so characteristic of inland-lake scows are well known to yachtsmen. Y-Flyer is designed to maintain the characteristics of this type but modified and adapted for plywood construction. With its light weight and long easy lines, a surprisingly fast and lively boat is achieved in this inexpensive 18-footer. Though designed, primarily, for amateur boat builders, professional builders may consider the demand for this type of boat.

Scows are at their best on inland or protected waters. These boats appear to be low on the water, but they are not as wet as might be supposed. Being designed to sail more or less "on edge" or heeled over, the crew rides high and dry on the windward side. There is no weighted keel for stability. The weight of crew is carried well outboard and with reasonable skill at the helm, these boats are as safe from capsizing as most small boats and more so than some. Because of the wide decks and buoyancy of the long, full bearing of the hull sides, one can heel over so far, with a light crew aboard, that the mast is almost horizontal and still the cockpit opening is above the water.

The class Y not only offers the thrill of a speedy, sensitive boat in racing, but is comfortable for day sailing as well. Four or more persons may sail with comfort, but the ideal racing crew, in moderate weather, is two persons. In a heavy wind, it may be advantageous to have three aboard. In spite of their light weight, these boats are stiff and strong, and when it blows they "can take it."

Anyone who likes to work with tools can build this boat. An amateur builder made one in three weeks. Half the fun, as well as pride in ownership, is in building

it yourself. Building five or six of these boats for class racing is a splendid project for a group, aiding each other, and thereby effecting some economy of effort and costs. It will cost between \$140 and \$185 to build this boat, depending upon the quality of sails and upon the materials used—brass vs. galvanized hardware, bronze vs. galvanized iron fittings, stainless steel stays (for salt water) vs. galvanized wire, etc.

Y-Flyer is 18 feet long, 5 feet 10 inches beam, and the draft, with the center-board down, is 4 feet. The total sail area is 161 square feet (15 square meters) of which 110 are in the mainsail, and 51 in the jib. For racing, in this class, spinnakers are not allowed. A whisker pole to the jib is used for down-wind sailing. The hoist of mainsail is designed to slide in a boltrope tunnel or groove in the mast. The foot of mainsail is secured with slides and sail track to a simple plank boom. The streamlined mast is stepped on the deck with either a revolving or a fixed step. The rigging is simple and effective. The outboard rudder is of mahogany and the center-board of steel.

The hull has a slightly curved V-bottom, flaring sides and rounded chines. The sheer is curved upward to give a better waterline when awash. Waterproof plywood is used for deck, bottom, centerline keelson, bulkhead frames and cockpit floor. Frames and keelson have lightening holes which also give necessary ventilation below deck.

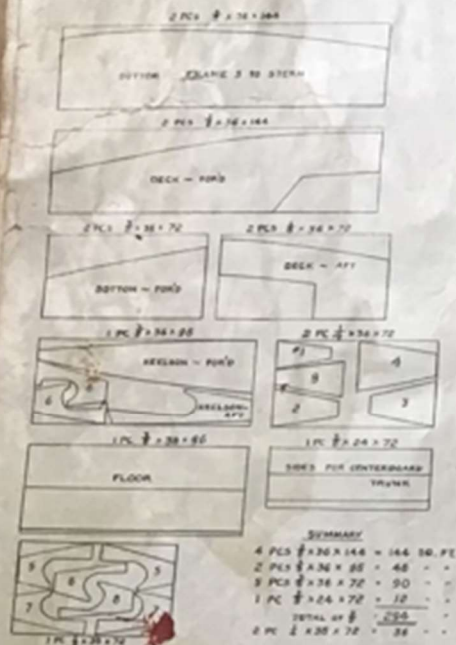
While plans are complete and easy to follow, some suggestions and brief instructions will be found helpful. A simple building trunk is illustrated, but this may be modified to suit the builder so long as the trunk is made to hold the hull firmly and accurately while building.



Plywood comes in standard sheets, and the following sizes work out well—4 pcs.  $\frac{3}{4}$  x 36 x 144 inches; 2 pcs.  $\frac{3}{4}$  x 36 x 96 inches; 5 pcs.  $\frac{3}{4}$  x 36 x 72 inches; 1 pc.  $\frac{3}{4}$  x 24 x 72 inches; and 2 pcs.  $\frac{3}{4}$  x 36 x 72 inches. Consult the plan for an economical layout of the various required pieces on these standard sheets. Haphazard layout may result in considerable waste of material. Be sure to get *waterproof* plywood (hot pressed, synthetic-resin bond).

First lay out and cut the  $\frac{3}{4}$  inch plywood keelson to the dimensions given in the dimension table. Establish carefully the reference line and stations on both sides. The  $\frac{3}{4}$  inch x  $1\frac{1}{4}$  inch strips, bent to the station offset points, will insure a fair curve on the keelson. Use cold resinous glue on the  $\frac{3}{4}$  x  $1\frac{1}{4}$  inch spruce strips which are bolted to the keelson, top and bottom. Cold resinous glue is used on all contact surfaces in the hull construction. Before bolting the center-board trunk ( $1\frac{1}{2}$  inch spruce or mahogany) to the plywood keelson, paint the inside of trunk two coats. Set up the keelson, bottom side up, on the building trunk as indicated on the plans. It is advisable to slip into the center-board slot, at mid-length, a strip about  $\frac{7}{16}$  inch thick so that there will be no chance of the trunk squeezing together before the hull is completed.

Proceed with the layout and fabrication of frames Nos. 1, 2, 3, 4 and 9 of  $\frac{3}{4}$  inch plywood, and frames Nos. 5, 6, 7 and 8 of  $\frac{3}{4}$  inch plywood. Lay out the



SUGGESTED LAYOUT ON WIDARD WP PLYWOOD STOCK

## THE RUDDER



frames to the molded dimensions with square ends and then, through the point of intersection of the reference line with the outboard end, draw a 10 degree line (or 2 inches in 12 inches), for the flare of the sides. A 10 degree template will be useful for this purpose as all the frames are cut to this angle. The top and bottom of all the frames have the same curve,  $\frac{3}{4}$  inch in 3 feet, so it will save time to make a template, about  $3\frac{1}{2}$  feet long, with such a curve, carefully cut, for ruling these lines. Fasten  $\frac{3}{4}$  inch x 1 inch spruce strips with screws and glue to the top, bottom and inboard sides of frames, and a  $\frac{3}{4}$  inch x  $2\frac{1}{4}$  inch piece to the outboard end. Consult the plans as to fitting the edge strips on the fore or after sides of frames. Note that the strips on the bottom of frame No. 3 are double on both sides to give adequate surface for securing the end butts of the two lengths of bottom plywood. Notch, to the required dimensions, the outboard ends of frames to take the rabbeted chine strips.

The frames are fastened to the keelson with glue, bolts and screws at the proper stations. Now fasten the stern piece and stern transom in place. Bend the inner chine strips into the notched frames and see that they make a fair curve. At this point check carefully the reference lines on keelson, frames, transom and sides, making sure they coincide exactly, and that they are horizontal and true. Fit braces from the frames to the floor or building trunk, to hold everything rigidly in place. When properly faired, the spruce chine strips are fastened to the frames with glue and screws. The  $\frac{3}{4}$  inch mahogany side pieces are fastened to the chine strips with glue and  $1\frac{1}{2}$  inch No. 10 screws and planed flush with the rabbet in the chine strips.

The next step is important. To insure a good water-tight job on the keelson and chines, there must be a fair curve fore and aft planed to the correct transverse angle. For checking this angle, a reverse template with a curve of  $\frac{3}{4}$  inch in 3 feet, will be useful. A little planing off on each frame is also necessary to get the angle of the fore and aft curve of bottom. To check this, use a long  $\frac{3}{4}$  inch x  $\frac{3}{4}$  inch spline bent over the frames.

We are now ready to put on the bottom. Fit the 12 foot plywood sheets from the stern to the center of frame No. 3, on both sides, with two or three screws in each corner, and two or three along the centerline and sides. Check carefully for fit, remove, and apply a generous coat of glue along the top of keelson, center-board trunk, sides, transom and frames. A 2 inch strip of muslin







	2023	Y-Flyer		Regatta	Schedule			
	Dates	Regatta Name	confirmed?	Club	Lake	Location	State/Province	Type of Event
Confirmed								
<b>March</b>	18th-19th	MidWinters	Confirmed	Atlanta YC	Allatoona	Acworth	Georgia	Y-Flyer Only
<b>April</b>	22nd -23rd	AYC Open	confirmed	Atlanta YA	Allatoona	Acworth	Georgia	Open and/or Invitational
	29th-30th	Schultz Hospice	confirmed	Harbor Island YC	Old Hickory	Nashville	Tennessee	Open and/or Invitational
	29th-30th	Spring Dinghyfest	confirmed	Rush Creek YC	Ray Hubbard	Rockwall	Texas	Open and/or Invitational
<b>May</b>	6th-7th	Keowee Cup	confirmed	Keowee SC	Keowee	Seneca	South Carolina	Open and/or Invitational
	27th-28th	Hawg Wild	confirmed	Grande Maumelle SA	Maumelle	Little Rock	Arkansas	Open and/or Invitational
<b>June</b>	3rd-4th	Riviera	confirmed	Lake Mattoon SA	Mattoon	Neoga	Illinois	Y-Flyer Only
	3rd-4th	June Bug	confirmed	Fanshaw YC	Fanshaw	London	Ontario, Canada	Open and/or Invitational
	9th-10th	Greater Richmond	confirmed	Greater Richmond SA	Swift Creek	Midlothian	Virginia	Open and/or Invitational
	12th-16th	Nationals	confirmed	Augusta SC	Clark Hill	Appling	Georgia	Y-Flyer Only
	23rd-25th	Low Country	confirmed	Beaufort Sail & YC	Beaufort River	Beaufort	South Carolina	Open and/or Invitational
	24th-25th	Vale	confirmed	Sudbury YC	Ramsey	Sudbury	Ontario, Canada	Open and/or Invitational
<b>July</b>	8th -9th	Thoroughbred	confirmed	Saratoga Lake SC	Saratoga Lake	Ballston Spa	New York	Y-Flyer & Int 110
	8th -9th	Hobcaw	confirmed	Hobcaw YC	Wando River	Mt Pleasant	South Carolina	Open and/or Invitational
	22-23rd	Firecracker	confirmed	Savannah YC		Savannah	Georgia	Open and/or Invitational
	22nd-23rd	North Shore	confirmed	Sudbury YC	Ramsey	Sudbury	Ontario, Canada	Open and/or Invitational
<b>August</b>	5th-6th	Rockville	confirmed	Sea Island YC	Bohicket Creek	Rockville	South Carolina	Open and/or Invitational
	5th-6th	SAYRA Open	confirmed	Carolina YC (NC)	Banks Channel	Wrightsville Beach	North Carolina	Open and/or Invitational
	26th-27th	Indy Outty	confirmed	Indianapolis SC	Geist Reservoir	Indianapolis	Indiana	Y-Flyer Only
<b>September</b>	3rd-4th	Y-Flyer Bourbon	confirmed	Louisville YC	Ohio River	Louisville	Kentucky	Y-Flyer Only
	16th-17th	Whale of a Sail	confirmed	Carlyle SA	Carlyle Lake	Carlyle	Illinois	Open and/or Invitational
	23rd-24th	Lake Lemon	confirmed	Bloomington YC	Lake Lemon	Bloomington	Indiana	Open and/or Invitational
	30th-1st	Noah B Memorial	confirmed	James Island YC	Charleston Harbor	James Island	South Carolina	Y-Flyer Only
	30th-1st	Pumpkin	confirmed	Fanshaw YC	Fanshaw	London	Ontario, Canada	Open and/or Invitational
<b>October</b>	6th-8th	Halloween	confirmed	Augusta SC	Clark Hill	Appling	Georgia	Open and/or Invitational
	7th-8th	McDougal	confirmed	Harbor Island YC	Old Hickory	Nashville	Tennessee	Open and/or Invitational
	13th-15th	Hospice	confirmed	Western Carolina YC	Hartwell	Anderson	South Carolina	Open and/or Invitational
	14th-15th	Beers Memorial	confirmed	Atlanta YC	Allatoona	Acworth	Georgia	Y-Flyer Only
<b>November</b>	4th-5th	Midlands	confirmed	Columbia SC	Lake Murray	Columbia SC	South Carolina	Open and/or Invitational



## American Y-Flyer Sailing Association Officers

President	Amanda Hodges	478-951-1821	<a href="mailto:sailingvet59@gmail.com">sailingvet59@gmail.com</a>
Secretary-Treasurer	Paul White	317-849-7588	<a href="mailto:sec@yflyer.org">sec@yflyer.org</a>
Newsletter Editor	Terry Fraser	518-495-4037	<a href="mailto:elfraser51@gmail.com">elfraser51@gmail.com</a>
M & R Chairman	Doug Kinzer	812-876-3531	<a href="mailto:evenkeel2788@gmail.com">evenkeel2788@gmail.com</a>
Webmaster	Dorita Smith Roeschlein		<a href="mailto:webmaster@yflyer.org">webmaster@yflyer.org</a>

## Area Contacts

Area 1 VP (MO, KS, IL, WI)	Bill Totten	217-342-6468	<a href="mailto:wtotten@tottenlawllc.com">wtotten@tottenlawllc.com</a>
Area 2 VP (KY, TN)	Antony Passafiume III		<a href="mailto:yflyer2757@gmail.com">yflyer2757@gmail.com</a>
Area 3 VP (NC, SC)	Ned Goss	843-270-2172	<a href="mailto:mr.ned.goss@gmail.com">mr.ned.goss@gmail.com</a>
Area 4 VP (IN, OH, MI, PA)	Kevin Black	317-446-9925	<a href="mailto:kblack2752@gmail.com">kblack2752@gmail.com</a>
Area 5 VP (AR, LA, MS, OK, TX)	Jeff Rodgers	501-707-5615	<a href="mailto:sihaba322@gmail.com">sihaba322@gmail.com</a>
Area 6 VP (MA, CT, RI, NY, NJ, VA)	Pat King	518-669-0757	<a href="mailto:slowthought@gmail.com">slowthought@gmail.com</a>
Area 7 VP (GA, AL, FL)	Mark Buchanan	678-230-7371	<a href="mailto:markb9143@icloud.com">markb9143@icloud.com</a>
Area 8 VP (OR, WA, CA, ID, AK)	Kevin Black	317-446-9925	<a href="mailto:kblack2752@gmail.com">kblack2752@gmail.com</a>

Do you have any fleet news, funny stories, racing results, gossip, birthdays, anniversaries, or anything else I can include in the newsletter?

Do you have any new members in your fleet (or people in the club who might be interested in reading the Y-newsletter) that I can add to The Flyer mailing?

I just need a name and email address. Y-Flyer membership not required.

Above and beyond that, please advise us of errors and omissions so this editor can make proper corrections and adjustments.

Best wishes,

**Capt Terryble**

EDITOR, THE FLYER

**[captainterryble@gmail.com](mailto:captainterryble@gmail.com)**

